

Earthcomber: open up your world with Personal Radar™

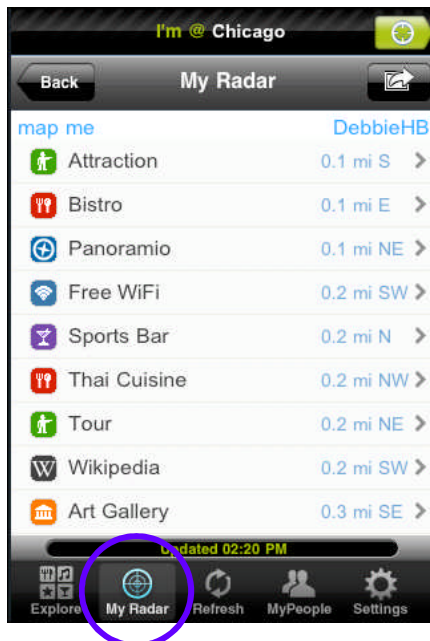
How can you know about all the [opportunities around you](#), anywhere you are, with the least amount of effort?

Earthcomber combines technology – GPS, mapping, data basing, networking – to [automate the jobs of search, location, and choosing](#). It defies standard application boundaries. Earthcomber reaches beyond local search with maps, or navigation with local search. It's technology applied to *the individual's mobile situation*. It's knowing at any time [what's the best use of my time, here and now](#). The people I know, things I need, activities I enjoy, foods I like.

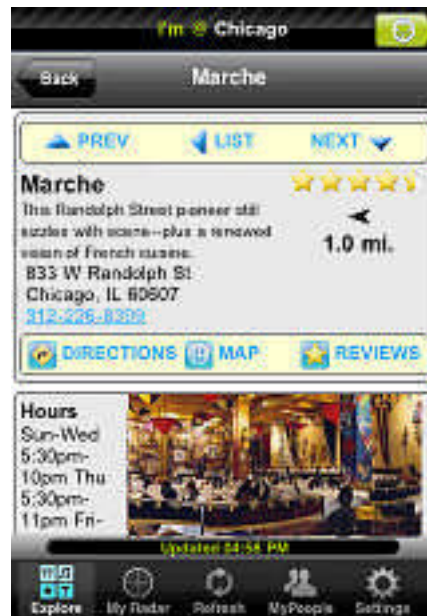
While most find Earthcomber enormously useful with the "starter" categories, the real [magic happens as you tune Earthcomber's constant awareness](#) to discover your own favorite things.

What follows, shows you how to tune it in to your world.

The **My Radar** screen updates as your location changes.



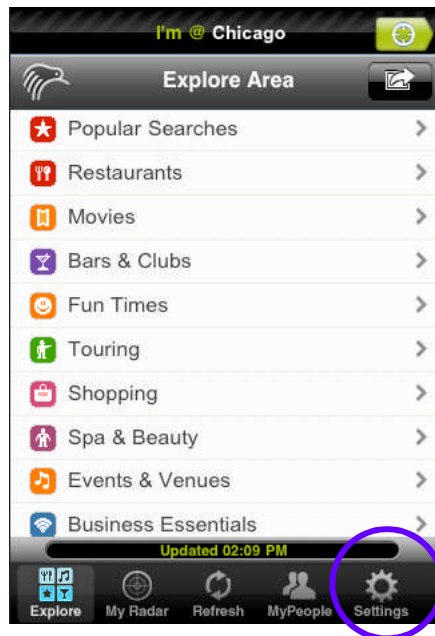
With just a few taps, you can get more details for any location.



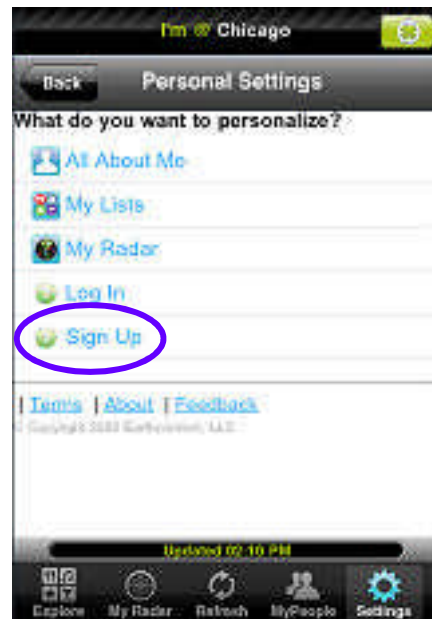
Get Started: Create Your Account

You don't need an Earthcomber account – but it's required if you want to have Earthcomber's radar look for your preferences. It's free.

From any screen, press **Settings** in the bottom toolbar.



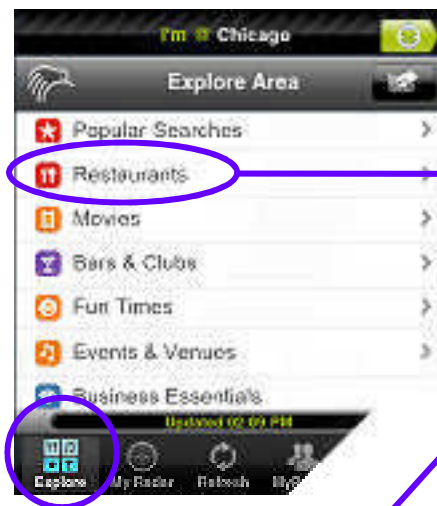
Then press **Sign Up** and fill out the information requested.



Explore Around You

Earthcomber comes with built-in lists so you can explore the world around you – cuisines, entertainment, outdoor activities, travel essentials, etc. Lists can be customized (see Pgs 4 & 5).

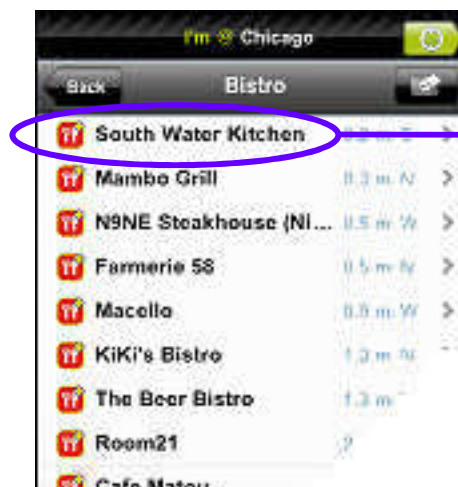
Select **Explore** in the bottom toolbar and then pick a list.



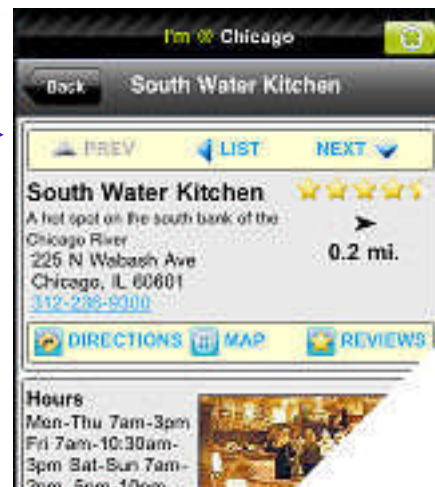
Pick a keyword – in this case, "Bistro."



Pick any location.



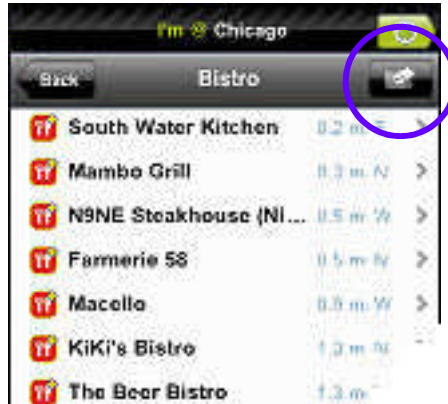
Then scan the info, rating, reviews, maps & other details about that location



My Radar – Adding Favorites

While exploring, you can add favorite items to **My Radar** so that Earthcomber continues to search for them wherever you go.

On the list of locations for a favorite, tap the **corner icon**.



Then select **Add to My Radar**.



My Radar – Constant Scanning for Favorites

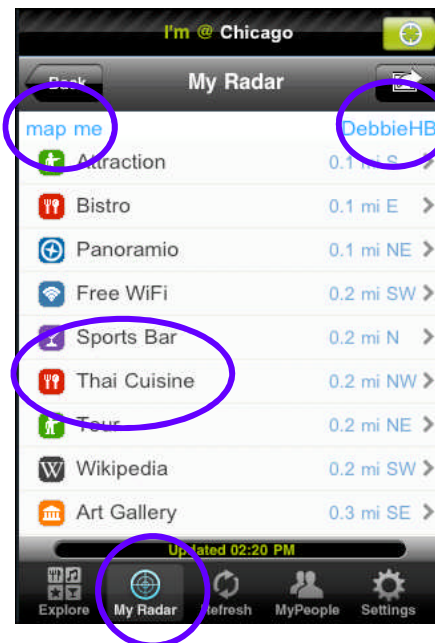
1 Start by selecting **My Radar** in the bottom toolbar.

“**map me**” displays your current location. Location accuracy depends on the capabilities of your phone.

ID links to your personal info.

Select any hit to see a list of locations nearby.

Search results refresh as you move. If you're not moving, results refresh every 15 minutes.



1

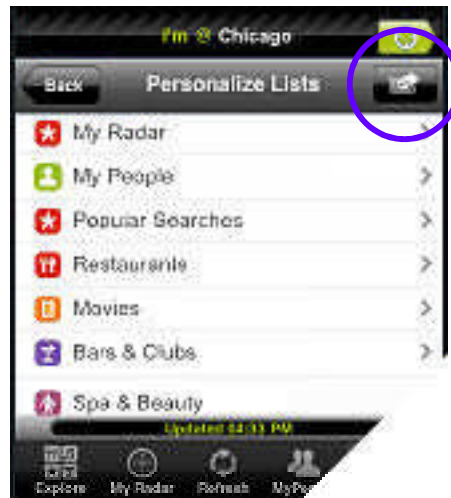
Create Your Own Lists

In addition to adding favorites to My Radar, you can customize Earthcomber's lists so that they reflect your moods and modes – "My Day Off," "Out with Kids," etc.

On **Explore Area** screen, press **icon**



Select the list you want to personalize, or press **icon** to create a new list



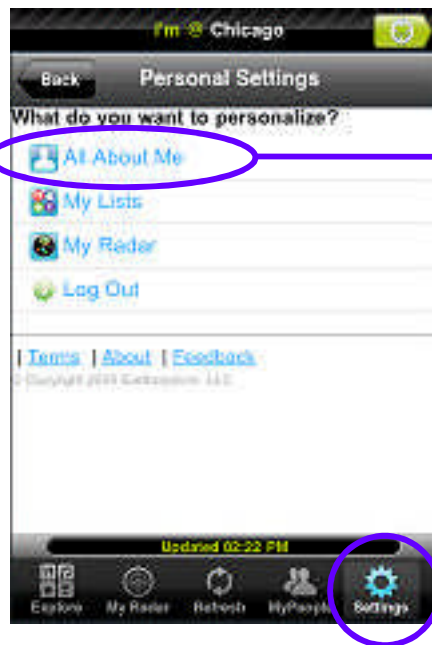
When you create or edit an existing listing, you can change its contents, icon, or name.



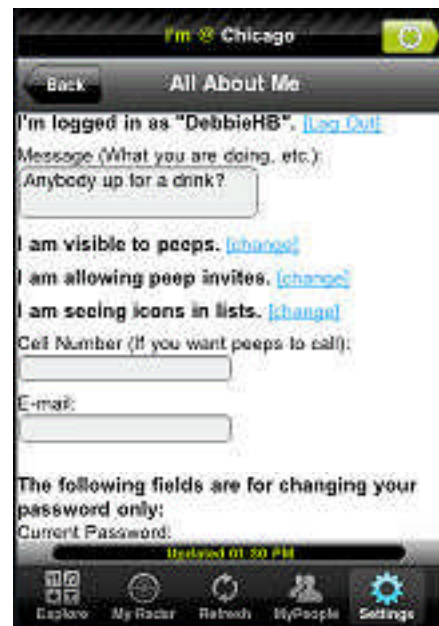
Personal Settings

The Settings screen allows you to modify your profile, lists, and Radar favorites. You can also log in or out.

Start by selecting **Settings** in the bottom toolbar.



All About Me lets you set your status and visibility options for your friends on Earthcomber.



Comments? Suggestions?

We're committed to making Earthcomber the most powerful mobile experience possible. We're constantly working on updated features and content.

If you have a suggestion about how we can make Earthcomber better, we want to hear from you. Please e-mail support@earthcomber.com

Thank you for using Earthcomber!